

WHITEOAK INDIA

EQUITY FUND VI

(Close-ended Category III Alternative Investment Fund)

October 2024 Update
Portfolio Data as on 30th September 2024

CONFIDENTIAL- DO NOT REPRODUCE

These materials are provided solely on the basis of request received from the recipient and it should not be construed as an investment advice and form a primary basis for any person's or investor's investment decisions. See the important disclaimer at the end of this presentation.



THE ART AND SCIENCE OF INVESTING

Fund Performance

24 November 2022 – 30 September 2024, for Class A shares

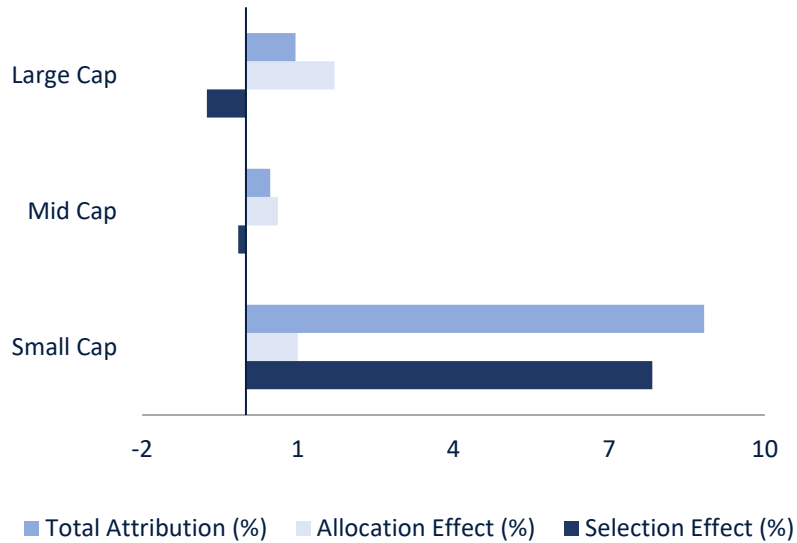
	Fund (TWRR)	Benchmark % BSE 500 ¹	Excess Returns (bps)	BSE 100 Large cap ¹	BSE 150 Mid cap ¹	BSE 250 Small cap ¹
September 2024	3.7%	2.1%	+160	2.4%	1.8%	1.7%
QTD 2024	10.5%	7.6%	+282	7.5%	8.2%	8.5%
YTD 2024	27.6%	25.6%	+195	22.3%	35.3%	31.7%
2023	24.5%	26.5%	-201	21.6%	42.4%	47.3%
Since Inception (Annualised TWRR)	25.9%	27.4%	-147	22.1%	42.9%	42.9%
Since Inception (Cumulative TWRR)	53.2%	56.5%	-333	44.8%	93.5%	93.6%

¹All indices are Net Total Return. Performance related information provided herein is not verified by SEBI. The performance is net of all fees and expenses for Class A shares. Past performance is not a reliable indicator of future results.

Market Cap Attribution Analysis¹

Stock selection drives performance : 24 November 2022 – 30 September 2024

Attribution by Market Cap¹



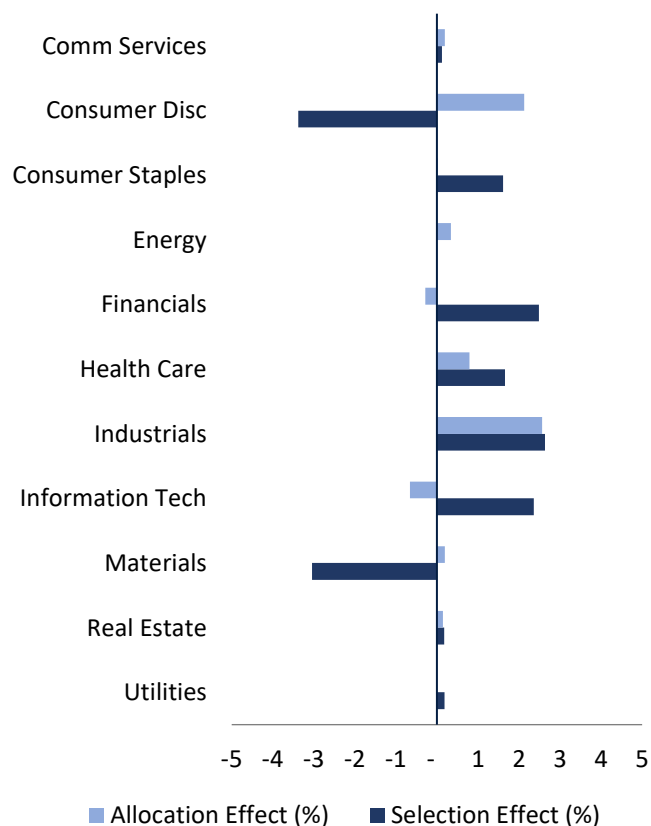
	Fund		Benchmark		Attribution		
	Average Weight (%)	Total Return (%)	Average Weight (%)	Total Return (%)	Selection Effect (%)	Allocation Effect (%)	Total Attribution (%)
Large Cap	52.3	47.8	75.3	49.2	-0.8	1.7	1.0
Mid Cap	17.5	92.5	16.1	90.4	-0.1	0.6	0.5
Small Cap	26.1	102.4	8.6	68.5	7.8	1.0	8.8
Cash/Futures/Others	4.1	0.0	0.0	0.0	-	-	-3.6
Total	100.0	63.2	100.0	56.5	6.9	-0.3	6.6

¹FactSet's Attribution Analysis. Performance is gross of fees, taxes and expenses. Market Cap Classification as per Securities and Exchange Board of India (SEBI) guidelines for Mutual Funds. Performance related information provided herein is not verified by SEBI.

Sector Attribution Analysis¹

Stock selection drives performance : 24 November 2022 – 30 September 2024

Attribution by Sector



Sector	Fund		Benchmark		Attribution		
	Average Weight (%)	Total Return (%)	Average Weight (%)	Total Return (%)	Selection Effect (%)	Allocation Effect (%)	Total Attribution (%)
Comm Services	2.8	87.4	2.8	80.7	0.1	0.2	0.3
Consumer Disc	15.6	78.9	10.4	104.5	-3.4	2.1	-1.2
Consumer Staples	5.5	78.2	8.4	50.4	1.6	0.0	1.6
Energy	0.0	0.0	8.6	51.9	0.0	0.3	0.3
Financials	30.1	40.2	29.6	33.7	2.5	-0.3	2.2
Health Care	7.7	109.9	5.4	85.6	1.7	0.8	2.5
Industrials	16.0	115.5	9.8	96.8	2.6	2.6	5.2
Information Tech	10.1	60.0	10.3	38.6	2.4	-0.7	1.7
Materials	6.3	15.4	9.6	50.7	-3.0	0.2	-2.9
Real Estate	1.5	145.1	1.1	146.3	0.2	0.1	0.3
Utilities	0.3	23.6	4.0	54.2	0.2	0.0	0.2
Cash/Futures/Others	4.1	0.0	0.0	0.0	-	-	-3.6
Total	100.0	63.2	100.0	56.5	4.8	1.8	6.6

¹FactSet's Attribution Analysis: GICS Classification. Performance is gross of fees, taxes and expenses.

Top 10 contributors and detractors for 24 November 2022 – 30 September 2024

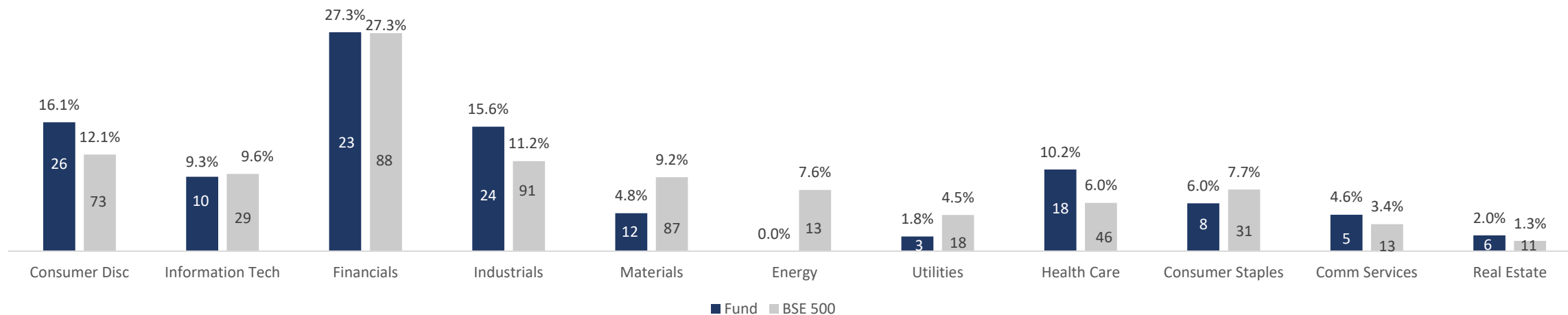
Top 10 Contributors	Ending Weight (%)	Total Return (%)	Contribution to Alpha (bps)
Cholamandalam Investment	0.9	+123.6	+225
CG Power & Industrial	1.9	+175.6	+148
Persistent Systems Limited	1.5	+185.1	+133
Neuland Laboratories Ltd.	1.3	+652.9	+124
Manorama Industries Ltd.	1.1	+306.5	+91
Gokaldas Exports Limited	0.3	+147.1	+89
Ajanta Pharma Limited	0.7	+168.6	+86
BEML Limited	0.0	+184.3	+85
Safari Industries (India)	1.0	+172.5	+83
Kaynes Technology India Ltd.	0.4	+473.3	+77

Top 10 Detractors	Ending Weight (%)	Total Return (%)	Contribution to Alpha (bps)
Ambuja Cements Limited	0.9	+14.4	-158
Dixon Technologies (India)	0.0	-38.4	-55
Bajaj Finserv	2.8	+20.9	-55
ICICI Bank Limited	5.2	+37.9	-37
Garware Technical Fibres	0.5	+23.1	-36
State Bank of India	3.1	+13.2	-32
Infosys Limited	0.0	-15.9	-31
Vedant Fashions	0.3	+0.1	-31
Container Corporation	0.0	+19.4	-28
Maruti Suzuki India	0.7	+50.5	-27

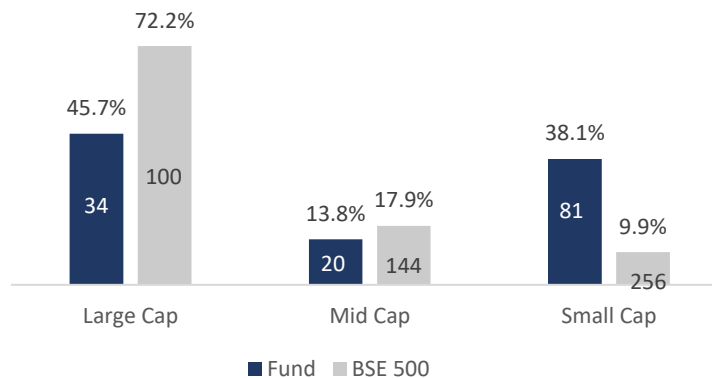
Portfolio Composition

As at 30 September 2024

GICS Sector Weights¹



Market Cap Weights^{1,2}



¹The number inside the bars denote the number of companies in each classification. ETF's and Index futures are included in large cap. ² Market Cap Classification as per Securities and Exchange Board of India (SEBI) guidelines for Mutual Funds. ³ WhiteOak Research, Bloomberg.

Fund Structure and Key Terms

Fund Name	White Oak India Equity Fund VI
Structure	Close-ended Category III Alternative Investment Fund
Investment Objective	The objective is to generate sustained capital appreciation through superior returns over time
Fund Tenure	Initial tenure of 4.5 years from first close extendable by an additional period of 1 year with the prior approval of 2/3rd of the Unitholders by value of their Net Capital Contributions
Sponsor Contribution	Rs.10 Crore or 5% whichever is lower
Investment Manager	White Oak Capital Management Consultants LLP
Fund Governance	<u>Trustee</u> : Amicorp Trustees (India) Pvt. <u>Custodian</u> : Kotak Mahindra Bank Limited <u>Registrar and Transfer Agent</u> : Computer Age Management Services Pvt. (CAMS)
Legal & Tax Advisors	<u>Legal Advisor</u> : Khaitan & Co. <u>Tax Advisor</u> : PricewaterhouseCoopers, Ernst & Young

Fund Structure and Key Terms

Fund Name		White Oak India Equity Fund VI				
Minimum Commitment & Management Fees	Class	Fixed Fee Option				
		Class A Unitholders	Class B Unitholders	Class C Unitholders	Class D Unitholders	Class E Unitholders
	Amount	INR 1-5 Crore	INR 5-10 Crores	INR 10-25 Crores	INR 25-50 Crores	INR >50 Crores
	Fixed Management Fees	2.50% per annum	2.15% per annum	1.75% per annum	1.25% per annum	1.00% per annum
Benchmark	BSE 500 TR					
Operating Expenses	At actuals, capped at 0.20% per annum of the Net Capital Contribution					
Set-up Cost	2% of Gross Capital Contribution					
Type of Investors	Persons resident in India and Persons resident outside India including non-resident Indians (In approved geographies including US) including high net worth individuals, Hindu undivided families, banks, financial institutions, bodies corporate, partnership firms, registered and unregistered trusts, societies, association of persons etc.					
Redemption	On maturity of the Fund					

Terms & Conditions with respect to this Presentation:

The purpose of this presentation is to provide general information of a product structure to prospective investors in a manner to assist them in understanding the product. The Presentation is purely for information purposes and should not be construed to be investment recommendation/advice or an offer or solicitation of an offer to buy/sell any securities. This Presentation is for the personal information of the authorized recipient(s) and is not for public distribution and should not be reproduced or redistributed to any other person or in any form without prior permission of White Oak Capital Management Consultants LLP (White Oak Capital Management). While reasonable endeavors have been made to present reliable data in the Presentation, but White Oak Capital Management does not guarantee the accuracy or completeness of the data in the Presentation. White Oak Capital Management or any of its connected persons including its subsidiaries or associates or partners or employees shall not be in any way responsible for any loss or damage that may arise to any person from any inadvertent error in the information contained, views and opinions expressed in this Presentation. Past performance should not be taken as an indication or guarantee of future performance, and no representation or warranty, express or implied, is made regarding future performance. Information, opinions and estimates contained in this Presentation reflect a judgment of its original date of publication by White Oak Capital Management and are subject to change without notice. This Presentation is not directed or intended for distribution to, or use by, any person or entity who is a citizen or resident of or located in any locality, state, country or other jurisdiction, where such distribution, publication, availability or use would be contrary to local law, regulation or which would subject White Oak Capital Management and its affiliates to any registration or licensing requirement within such jurisdiction. The product described herein may or may not be eligible for sale in all jurisdictions or to certain category of investors. Persons in whose possession this Report/Presentation may come are required to inform themselves of and to observe such restrictions.

This presentation is qualified in its entirety by the Information Memorandum/PPM/Term Sheet/Contribution Agreement and other related documents, copies of which will be provided to prospective investors. All investors must read the detailed Private Placement Memorandum (PPM) including the Risk Factors and consult their tax advisors, before making any investment decision/contribution to AIF. Capitalized terms used herein shall have the meaning assigned to such terms in the PPM and other documents.

Sponsor & Manager: White Oak Capital Management Consultants LLP

Contact Details – Registered and Corporate Office - Unit No. B4, 6th Floor, Cnergy, Appasaheb Marathe Marg, Prabhadevi, Mumbai, Maharashtra 400025.. Tel: (91-22) 6230 1155

Investor Queries & Complaints: Email: contact@whiteoakindia.com

Direct On-boarding : For availing Portfolio Management Services you can reach us directly without any third-party intermediation by emailing us at pmsquery@whiteoakinvestors.in or by calling us on 18002663060.